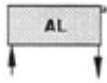
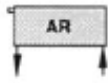


## Piping Options

### A Type Connections



**A Type**  
Supply Left



**A Type**  
Supply Right

### B Type Connections



**B Type**  
Supply Left




**B Type**  
Supply Right

### C Type Connections

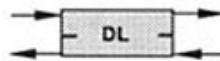


**C Type**  
Supply Left




**C Type**  
Supply Right

### D Type Connections

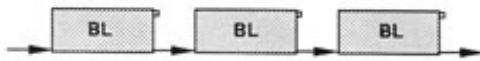


**D Type**  
Supply Left



**D Type**  
Supply Right

### Opposite End Series



#### NOTES:

- Air Vent standard on the Return side of each Panel
- Lower Pressure Drop than Same End Series
- Up to 7 Radiators (100 ft) in an Opposite End Series
- Expansion Compensation Piping is Recommended

### Same End Series



#### NOTES:

- Same AWT over the entire Same End Series
- Can Eliminate Costly Risers
- Higher Pressure Drop than Opposite End Series
- No More than 3 Radiators in a Same End Series
- Expansion compensation Piping is Recommended