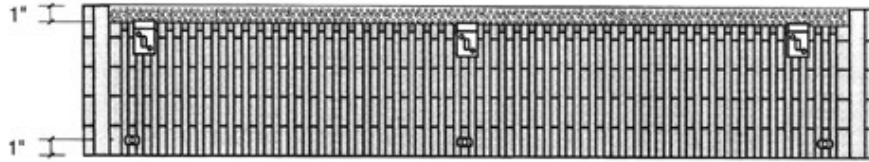


Model Type RF Wall Mounting

RF Models (back view)



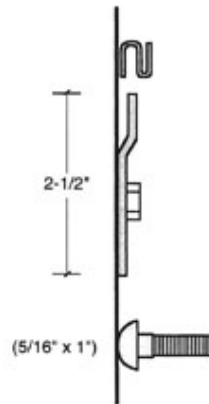
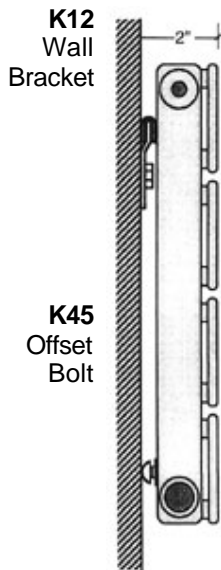
For Radiators **20" to 60"** Long - Use **2 K12**, one at each end

62" to 138" Long - Use **3 K12**, one at each end, one at the center

140" to 236" Long - Use **4 K12**, one at each end, two distributed evenly in the middle

238" to 296" Long - Use **5 K12**, one at each end, three distributed evenly in the middle

298" to 354" Long - Use **6 K12**, one at each end, four distributed evenly in the middle



RF Clip - Mount to the Cutouts on the RF Radiator at the K12 Positions

K12 Wall Bracket - Support Bracket used with RF Radiators

Normally shipped with the Radiators

K45 Offset Bolt - Carriage Bolt used at each weld nut at the bottom of the Radiator for leveling with the wall