


runtal
Solea GRACEFUL CURVES

The Runtal Solea has a graceful curve, which allows the hanging of large towels. It is available in two electric and two hydronic versions. Electric models are available in either direct wire or plug-in versions and have Runtal's exclusive soft touch five setting (off/lo/med/hi/timer on hi for 3 hours) digital control. Hydronic models offer bottom piping.





Solea Accessories



Double Robe Knobs:
 Available in chrome with frosted glass knobs.



Towel Ring:
 Available in chrome.

Dimensions:		
Height*	33.8"	53.3"
Width	19.7"	19.7"
Depth	5.5"	5.5"
Electric Models:	STRE-3420**	STRE-5420**
Watts/Amps	450W / 4.1 amps	900W / 8.2 amps
BTUH Heat Output	1536	3072
Hydronic Heat Models:	STR-3420	STR-5420
BTUH@180°F	2014	3108

Hydronic models must be used in a closed loop heating system only.

*Note: For 120 volt electric models, add 4.3" in height for control

**D – Direct wire or PG – Plug-in with six foot cord.

